

SPECIFICATION



STRUCTURE	Generally reinforced concrete frame
BRICK	Generally brickwalls
ROOFING TILES	Concrete roof tiles
ROOF	Timber roof trusses / R.C Slab
CEILING	Skim coating Gypsum board Asbestos ceiling board
WINDOWS	Aluminium framed casement window
DOORS	Timber door Plywood flush door
LOCKS	Locksets
FLOORING	
Living & Dining	: Ceramic tiles
Kitchen	: Ceramic tiles
Bedroom 4	: Ceramic tiles
Utilities & Store	: Cement render
Bedroom	
[master, bed 2 & 3]	: Laminated timber floor
Family & Staircase	: Ceramic tiles
Bathrooms	: Ceramic tiles
Others	: Cement render

WALL TILES	
External	: Generally cement plaster with paint
Internal	: Generally cement plaster with emulsion paint
Kitchen	: 1500mm high ceramic wall tiles
Bathrooms	: 1500mm high ceramic wall tiles

SANITARY INSTALLATION	
Kitchen	: Aluminium sink
Bathrooms	: Wash basin, WC, shower rose, soap holder & paper holder

ELECTRICAL INSTALLATION	
Lighting point	: 20
Ceiling fan point	: 2
13A SSO	: 12
TV point	: 2
Air-cond point	: 1
Water heater point	: 1

FENCING	1500 high chain link fencing
----------------	------------------------------

INTERNAL TELEPHONE TRUNKING AND CABLING	
Telephone point	: 2

MISCELLANEOUS	Refuse chamber & letter box
----------------------	-----------------------------



Taman
**Impian
Putra**
Jalan Shell PD

Show Unit

DOUBLE-STOREY SEMI-D (40' X 100')

CHERISH
3 Elegant Designs
(Only 28 units available)
Interior design options available



CHERISH 1



CHERISH 2



CHERISH 3

Another successful venture by:



PURCON (M) SDN BHD (146691-9)
Wisma PURCON B1-03-13, Jalan SR 1/9, Taman Serdang Raya, Section 9, 43300 Seri Kembangan, Selangor Darul Ehsan. Fax: 03-8941 2460/61
For more information, please call: **017-620 7875 012-698 8225 013-602 1388 03-8948 2922**

WWW.PURCON.COM.MY

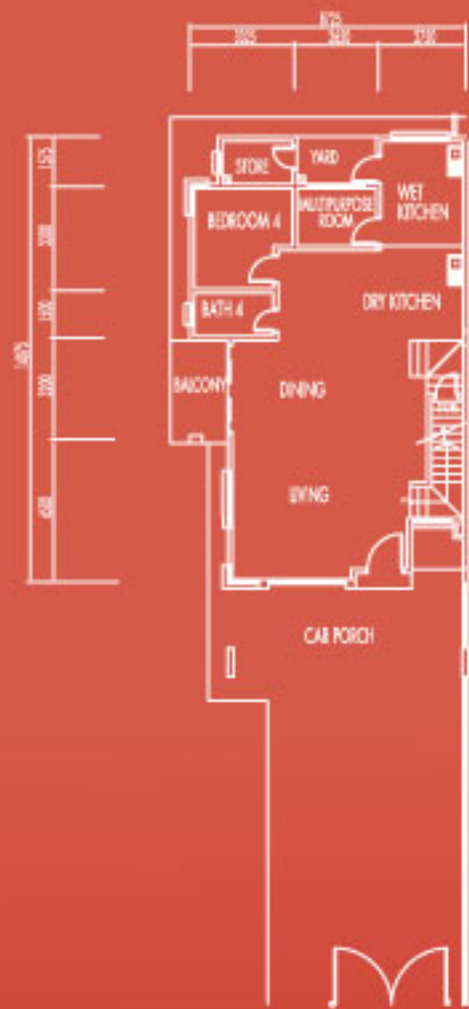
FLOOR PLAN

Actual Show Unit Photo

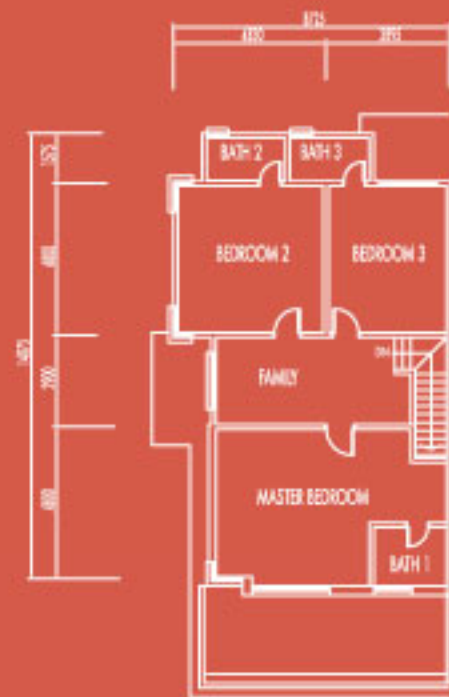


BUILT UP AREA = 3,100.00 p.s.f
LAND AREA = 4,004.21 p.s.f

Ground Floor



First Floor

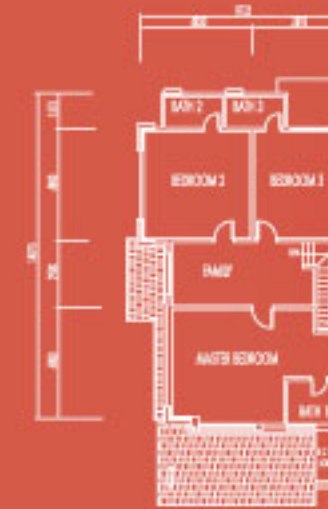


CHERISH 1

Ground Floor



First Floor



BUILT UP AREA = 3,100.00 p.s.f
LAND AREA = 4,004.21 p.s.f



CHERISH 2

Ground Floor



First Floor



BUILT UP AREA = 3,100.00 p.s.f
LAND AREA = 4,004.21 p.s.f



CHERISH 3